

# Fate Core Stunts 2

## *Magical Heroes*



**Daniel Gallant**



POWERED BY  
**FATE**

# Fate Core Stunts 2

## Magical Heroes



Cover artwork copyright William Croft (<http://Willtodream.deviantart.com>), used with permission.

Some artwork copyright William McAusland, used with permission.

Publisher's Choice Quality Stock Art © Rich Hershey / Fat Goblin Games

*Fate™ is a trademark of Evil Hat Productions, LLC. The Powered by Fate logo is © Evil Hat Productions, LLC and is used with permission.*

Fate Core Stunts 2 – Magical Heroes © 2016 Daniel Gallant

Special thanks to my wife Anne, my son Alexander, and to my friends Carl Chmielewski, Karl Schmitt, Jeremy Tose, and Bryan Chevalier for prereading, suggesting, and general support.

# Table of Contents

Introduction.....	4
Author's Notes.....	4
Alternate Magical Skills.....	5
Athletics.....	5
Resources.....	5
Will.....	5
Rapport.....	5
Physique.....	5
The Magic Skill.....	6
Stunt List.....	8
A Plethora Of Magic Items.....	8
Arcane Magic.....	8
Arcane Magic: Advanced Study.....	8
Arcane Magic: Blast.....	9
Arcane Magic: Bolt.....	9
Arcane Magic: Burst.....	10
Arcane Magic: Charm Person.....	10
Arcane Magic: Detect Emotions.....	11
Arcane Magic: Enhanced Burst.....	11
Arcane Magic: Fly.....	11
Arcane Magic: Invisibility.....	11
Arcane Magic: Knock.....	11
Arcane Magic: Magical Reserves.....	12
Arcane Magic: Quick Spellcaster.....	12
Arcane Magic: Selective Burst.....	12
Arcane Magic: Smash Barrier.....	12
Arcane Magic: Versatile Spellcaster.....	13
Dance Magic.....	13
Dance Magic: Glamour.....	13
Detect Magic.....	13
Soul Magic.....	14
Soul Magic: Blast.....	14
Soul Magic: Bolt.....	14
Soul Magic: Diplomancer.....	15
Soul Magic: Distortion.....	15
Soul Magic: Geas.....	15
Soul Magic: Mind Shield.....	15
Soul Magic: Read Minds.....	16
Soul Magic: Selective Burst.....	16
Soul Magic: Soul Edge.....	16
Soul Magic: Strength of Will.....	16
Soul Magic: Strong Mind.....	16
Token Of Shielding.....	16
Open Game License Version 1.0a.....	17

# Introduction

Welcome to the second in the series Fate Core Stunts. This book is devoted to magical and extraordinary stunts.

If you find any issues with this book, typos, or anything that's not clear, please email me at [gallantknightenterprises@gmail.com](mailto:gallantknightenterprises@gmail.com).

Daniel Gallant

## Author's Notes

The only rule (not in the main book) used by some of these stunts is Barriers. You can find the full text in the Stormcallers section of Fate Core Toolkit and the [Toolkit SRD](#).



# Alternate Magical Skills

The default spell casting skill in Fate Core is Lore. However, there are some tables that prefer to have a separate Magic skill (see below), or want to use Will, or even Athletics. Here are a few examples of alternate magic skills:

## Athletics

Magic relies on intricate movements and dance like steps. Spellcasters are graceful and move with precision.

## Resources

Magic is bought and sold. Spellcasters are wealthy.

## Will

Magic relies on strength of mind. Spellcasters are arrogant and sure of themselves.

## Rapport

Magic relies on the ability to convince the universe to do their bidding. Spellcasters are friendly and can talk almost anyone into anything.

## Physique

Magic relies on the ability to channel raw energy. Spellcasters are tough and muscular, their strength matching their magical power.

# The Magic Skill

For some settings it makes sense to have a separate Magic skill representing knowledge and skills specific to magic. After all, just because you can reorder the universe doesn't mean you know anything about it.

## Magic

This is the skill for the use and knowledge related to magic. This skill requires an aspect to create advantages at all. Without one, you can only overcome.

### **Overcome**

Overcome obstacles relating to knowledge about magic, including magical items, magical creatures, and magical effects.

### **Create an Advantage**


Magic can be used to Create an Advantage by using your magical knowledge to subtly influence things. Specific stunts may also grant the ability to create more overt advantages with Magic.

### **Attack**

You normally you cannot attack without a stunt.

### **Defend**

You normally you cannot defend without a stunt.



# Stunt List

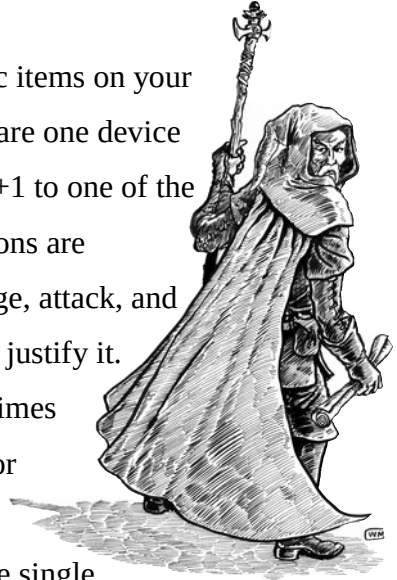
## A Plethora Of Magic Items

You have a variety of limited use magic items on your person. Twice per session you can declare one device that lasts one scene. This device gives +1 to one of the four actions for one skill. The four actions are overcome, create or unlock an advantage, attack, and defend. This stunt requires an aspect to justify it.

This stunt may be purchased multiple times and the effects can stack, up to a +2. For example, if you have this stunt once

you can have two +1 scene devices, one single

+2 scene device, if you have this stunt twice you can have four +1 devices for four scenes or two +2 devices for two scenes.



## Arcane Magic

You are skilled at arcane utility magic. You can use Lore to create advantages representing utility magic. Some examples are Grease (makes a surface in a zone slippery), Strength Of The Elephant, Lock Door, etc. This requires an aspect to justify it.

## Arcane Magic: Advanced Study

Your years of hard work and study have paid off in more powerful magical abilities. You get +1 to Lore for all spellcasting including use by Arcane Magic stunts. This stunt requires Arcane Magic and at least two additional Arcane Magic stunts. This stunt can be purchased multiple times.



## Arcane Magic: Blast

You can harness the arcane energies to throw a blast of some kind of energy. You can use Lore as Shoot to attack up to 2 zones away with Weapon:1. When you take this stunt you must specify what kind of blast it is (e.g. fire, electricity, force, shadow, etc) and what skill it is defended with (e.g. Athletics, Fight, Physique, or Will). This stunt requires the Arcane Magic stunt.



## Arcane Magic: Bolt

You can focus your energy blast to get longer range and more impact. You can attack at a range of 6 zones with Weapon:2. This stunt requires and replaces Arcane Magic: Blast and is the same type of energy it replaces.

## Arcane Magic: Burst

You can throw your blast or bolt as an explosive sphere of energy. You can make an attack to all targets in the same zone, including friends, at no penalty. You roll once and apply this result to everyone in the zone. You can opt to divide your attack roll between targets as you see fit, thus avoiding friends. If you fire the burst in your own zone, you are not attacked by it. The

Weapon bonus from Arcane Magic:

Blast and Arcane Magic: Bolt do

not apply (see Arcane Magic:

Enhanced Burst) This stunt

requires the Arcane Magic stunt.:

Blast or Arcane Magic: Bolt and is

the same type energy as the Blast

or Bolt. For example, you roll a


5 total into a zone with 2 enemies

and a friend. You could attack

everyone (friend and foe) with

a 5, or you could divide the 5

into 2 and 3 for the foes.



## Arcane Magic: Charm Person

You can influence a person to be your friend. Once per scene you can use Lore as Rapport to create the scene aspect Friendly. For the rest of the scene they will treat you as a trusted friend. This aspect will go away if you attack or otherwise mistreat the target. This stunt requires the Arcane Magic stunt.

## **Arcane Magic: Detect Emotions**

Your magic can read the emotions of others. You get to use +1 to Lore as Empathy to create aspects based on emotions. This stunt requires the Arcane Magic stunt.

## **Arcane Magic: Enhanced Burst**

Your blasts are very effective. Add +1 to each target in a zone from Arcane Magic: Burst. This stunt requires the Arcane Magic: Burst or Arcane Magic: Selective Burst stunts.

## **Arcane Magic: Fly**

You can fly for short periods of time. Once per session for a scene you get +2 to Athletics to overcome obstacles or create advantages based on your ability to fly. This stunt requires Arcane Magic.

## **Arcane Magic: Invisibility**

You can turn yourself invisible. Once per scene, at the cost of a fate point, you can place the aspect Invisible with 2 free invokes on a single creature, including yourself. Anything you are wearing or carrying is also invisible as long as it is on you. The Invisible aspect goes away when you attack or use magic. You can add additional invokes by using Stealth. This stunt requires the Arcane Magic stunt.

## **Arcane Magic: Knock**

You can use your magical skills to open most locks. Once per scene you can use +2 to Lore as Burglary to open any lock. This stunt requires Arcane Magic.

## Arcane Magic: Magical Reserves

You have reserves of magical energy. Select a stunt that has a per session or per scene use and has a cost of one stunt. You can use that stunt one additional time per session or per scene. For example, if you select **Arcane Magic: Knock** you can use it twice per scene.



## Arcane Magic: Quick Spellcaster

You can quickly produce a spell to best suit the situation. When you select this stunt pick three Arcane Magic stunts that cost one stunt each. You cannot select Arcane Magic: Versatile Spellcaster. Twice per session you can swap any one of those Arcane Magic stunts in your list for any other in your list. You can select this stunt even during a conflict. This stunt requires Arcane Magic, costs two stunts, and may be purchased multiple times.

## Arcane Magic: Selective Burst

You can affect all targets selectively in zone. You attack only foes without dividing your attack roll. Replaces Arcane Magic: Burst.

## Arcane Magic: Smash Barrier

You create a burst of magical force to forcefully remove walls, doors, barricades, and anything else that gets in your way. Once per scene get +3 to Lore to use as Crafts to break walls, doors, and other physical barriers. This stunt requires the Arcane Magic stunt.

## Arcane Magic: Versatile Spellcaster

You are an especially versatile spellcaster. When you select this stunt pick three Arcane Magic stunts that cost one stunt each. You cannot select Arcane Magic: Versatile Spellcaster. At the beginning of a session, select one of the stunts to be the default stunt. Once per session you can swap any one of those Arcane Magic stunts in your list for any other in your list. You must select this stunt outside of a conflict. Once a stunt has used its per session or scene it stays used until the next session or scene as normal. This stunt requires Arcane Magic and may be purchased multiple times. For example, you select Arcane Magic: Fly, Arcane Magic: Blast, and Arcane Magic: Knock. At the start of a session, you choose Arcane Magic: Fly as your default stunt.

## Dance Magic


The power of dance is a powerful one. You get +2 to Athletics to create the aspect Fascinated in creatures in your zone. This requires an aspect to justify it.

## Dance Magic: Glamour

Your dance speaks more loudly than words. You get +2 to Athletics to use as Rapport to create advantages. Requires Dance Magic.

## Detect Magic

You can feel the ebb and flow of magic around you. You have +2 to Notice to create aspects related to sensing the nature of the magic around you.



## Soul Magic

You have the ability to channel the energy of the universe to gain insights in the mind of others. You get +2 to Will to create aspects. This stunt requires an aspect to justify it.



### Soul Magic: Blast

You can cause mental damage at a distance. Use Will vs Will up to range of 2 zones and Weapon:1 to cause mental stress. Requires Soul Magic.

### Soul Magic: Bolt

You can focus your mental attacks. The range is up to 6 zones and Weapon: 2 to cause mental stress. This requires and replaces Soul Magic: Blast.

## **Soul Magic: Diplomancer**

Your magical skills help you in knowing exactly what to say that will convince almost anyone of anything. Once per session get +4 to Will to create a Friendly boost. Requires Soul Magic.

## **Soul Magic: Distortion**

You change how others see you, including having their gaze simply slide off you. Once per session you can gain a scene aspect Distorted with two free invokes for living beings to not notice you. It does not apply to things that do not have a mind (e.g. cameras, non-sentient robots, pressure plates, etc). You can add additional invokes by creating aspects with the Will skill. Requires Soul Magic.

## **Soul Magic: Geas**

You can cast a spell or otherwise influence a person to act in a certain way. Spend a fate point to create a session aspect on a target in the same or adjacent zone. The target must obey this aspect to the best of their ability. The geas must be a simple one clause aspect, for example “Protect Zoltan The Wizard”. Once under the geas, they can not act against the word or spirit of it. You can only have one target at a time under the influence of the geas. You can remove the aspect at any time. For the target must succeed in a roll of Will vs Will. Requires Soul Magic.

## **Soul Magic: Mind Shield**

Your mental strength has hardened into formidable mental defenses. You have Armour:2 against mental attacks. Requires Soul Magic.

## **Soul Magic: Read Minds**

You can read the surface thoughts of others. Get +2 to Will to create a boost representing reading the surface thoughts of a target.

## **Soul Magic: Selective Burst**

Attack entire zone, choosing who gets attacked. Requires Soul Magic: Blast or Soul Magic: Bolt.

## **Soul Magic: Soul Edge**

You can create a weapon from soul energy. For a fate point, you can create one of the following for the duration of a scene: a melee weapon Weapon:2 or a ranged weapon Weapon:1, with a range of up to 2 zones. You attack with Will as Fight or Shoot. Requires Soul Magic.

## **Soul Magic: Strength of Will**

You are capable of brief bursts of almost superhuman willpower. Once per session receive +4 Will to resist mental domination or control. Requires Soul Magic.

## **Soul Magic: Strong Mind**

You recover from mental consequences much faster than normal. You can remove a mild mental consequence at the end of the current scene. Requires Soul Magic.

## **Token Of Shielding**

You have a defensive magic item that will protect you. Once per scene you can use Resources for a defense roll of any kind. This stunt requires an aspect to justify it.



## Open Game License Version 1.0a

The following text is the property of Wizards of the Coast, Inc. and is Copyright 2000 Wizards of the Coast, Inc (“Wizards”). All Rights Reserved.

1. Definitions: (a) “Contributors” means the copyright and/or trademark owners who have contributed Open Game Content; (b) “Derivative Material” means copyrighted material including derivative works and translations (including into other computer languages), potation, modification, correction, addition, extension, upgrade, improvement, compilation, abridgment or other form in which an existing work may be recast, transformed or adapted; (c) “Distribute” means to reproduce, license, rent, lease, sell, broadcast, publicly display, transmit or otherwise distribute; (d) “Open Game Content” means the game mechanic and includes the methods, procedures, processes and routines to the extent such content does not embody the Product Identity and is an enhancement over the prior art and any additional content clearly identified as Open Game Content by the Contributor, and means any work covered by this License, including translations and derivative works under copyright law, but specifically excludes Product Identity. (e) “Product Identity” means product and product line names, logos and identifying marks including trade dress; artifacts; creatures characters; stories, storylines, plots, thematic elements, dialogue, incidents, language, artwork, symbols, designs, depictions, likenesses, formats, poses, concepts, themes and graphic, photographic and other visual or audio representations; names and descriptions of characters, spells, enchantments, personalities, teams, personas, likenesses and special abilities; places, locations, environments, creatures, equipment, magical or supernatural abilities or effects, logos, symbols, or graphic designs; and any other trademark or registered trademark clearly identified as Product identity by the owner of the Product Identity, and which specifically excludes the Open Game Content; (f) “Trademark” means the logos, names, mark, sign, motto, designs that are used by a Contributor to identify itself or its products or the associated products contributed to the Open Game License by the Contributor (g) “Use”, “Used” or “Using” means to use, Distribute, copy, edit, format, modify, translate and otherwise create Derivative Material of Open Game Content. (h) “You” or “Your” means the licensee in terms of this agreement.

2. The License: This License applies to any Open Game Content that contains a notice indicating that the Open Game Content may only be Used under and in terms of this License. You must affix such a notice to any Open Game Content that you Use. No terms may be added to or subtracted from this License except as described by the License itself. No other terms or conditions may be applied to any Open Game Content distributed using this License.

3. Offer and Acceptance: By Using the Open Game Content You indicate Your acceptance of the terms of this License.

4. Grant and Consideration: In consideration for agreeing to use this License, the Contributors grant You a perpetual, worldwide, royalty-free, non-exclusive license with the exact terms of this License to Use, the Open Game Content.

5. Representation of Authority to Contribute: If You are contributing original material as Open Game Content, You represent that Your Contributions are Your original creation and/or You have sufficient rights to grant the rights conveyed by this License.

6. Notice of License Copyright: You must update the COPYRIGHT NOTICE portion of this License to include the exact text of the COPYRIGHT NOTICE of any Open Game Content You are copying, modifying or distributing, and You must add the title, the copyright date, and the copyright holder’s name to the COPYRIGHT NOTICE of any original Open Game Content you Distribute.

7. Use of Product Identity: You agree not to Use any Product Identity, including as an indication as to compatibility, except as expressly licensed in another, independent Agreement with the owner of each element of that Product Identity. You agree not to indicate compatibility or co-adaptability with any Trademark or Registered Trademark in conjunction with a work containing Open Game Content except as expressly licensed in another, independent Agreement with the owner of such Trademark or Registered Trademark. The use of any Product Identity in Open Game Content does not constitute a challenge to the ownership of that Product Identity. The owner of any Product Identity used in Open Game Content shall retain all rights, title and interest in and to that Product Identity.

8. Identification: If you distribute Open Game Content You must clearly indicate which portions of the work that you are distributing are Open Game Content.

9. Updating the License: Wizards or its designated Agents may publish updated versions of this License. You may use any authorized version of this License to copy, modify and distribute any Open Game Content originally distributed under any version of this License.

10 Copy of this License: You MUST include a copy of this License with every copy of the Open Game Content You Distribute.

11. Use of Contributor Credits: You may not market or advertise the Open Game Content using the name of any Contributor unless You have written permission from the Contributor to do so.

12 Inability to Comply: If it is impossible for You to comply with any of the terms of this License with respect to some or all of the Open Game Content due to statute, judicial order, or governmental regulation then You may not Use any Open Game Material so affected.

13 Termination: This License will terminate automatically if You fail to comply with all terms herein and fail to cure such breach within 30 days of becoming aware of the breach. All sublicenses shall survive the termination of this License.

14 Reformation: If any provision of this License is held to be unenforceable, such provision shall be reformed only to the extent necessary to make it enforceable.

## 15 COPYRIGHT NOTICE

Open Game License v 1.0 Copyright 2000, Wizards of the Coast, Inc.

Fate Core System and Fate Accelerated Edition © 2013 by Evil Hat Productions, LLC. Developed, authored, and edited by Leonard Balsera, Brian Engard, Jeremy Keller, Ryan Macklin, Mike Olson, Clark Valentine, Amanda Valentine, Fred Hicks, and Rob Donoghue.

Fate Core Stunts 2 – Magical Heroes © 2016 by Daniel Gallant

In accordance with the Open Game License Section 8 “Identification” the following designate Open Game Content and Product Identity:

### OPEN GAME CONTENT

The contents of this document are declared Open Game Content except for the portions specifically declared as Product Identity.

### PRODUCT IDENTITY

All artwork, logos, symbols, designs, depictions, illustrations, maps and cartography, likenesses, and other graphics, unless specifically identified as Open Game Content.